

Scaled data based on original data using
LM-79-08 Approved Method: Electrical and Photometric Measurements of Solid-
State Lighting Products

Test Report Prepared for
Cooper Lighting Solutions
(formerly Eaton)

Brand: McGRAW-EDISON

Report Number: P226505

Luminaire Tested: **ISW-AF-350-LED-E1-T4FT-ULG**

Issue Date: 3/3/2020

Test Information

Test Method: LM-79-08
Report Number: P226505
TEST IS SCALED FROM IESNA LM-79-08 TEST DATA (P35943)-DOWNLIGHT AND
Test Lab: INNOVATION CENTER-P3
Issue Date: 3/3/2020
Manufacturer: COOPER LIGHTING SOLUTIONS (FORMERLY EATON)
Product Line: MCGRAW-EDISON
Catalog Number: ISW-AF-350-LED-E1-T4FT-ULG
Description: IMPACT ELITE LED WEDGE LUMINAIRE WITH UPLIGHT
LIGHT SQUARE WITH ACCULED OPTICS-TYPE IV FORWARD THROW, WITH UPLIGHT GLOW
Light Source: (16) 4000K CCT, 70 CRI LEDs and (1) UPLIGHT LED
Ballast/Driver: ELECTRONIC DRIVER

Summary

Lumens per Lamp: N/A
Luminaire Lumens: 4365.3 lumens
Efficiency: N/A
Efficacy: 118.7 lumens/watt
Luminous Opening: Rectangular w/ Sides (W: 0.5' x L: 0.5' x H: 0.54')
IES Classification: Type IV - Short - Non-Cutoff
BUG Rating: B1 - U5 - G1

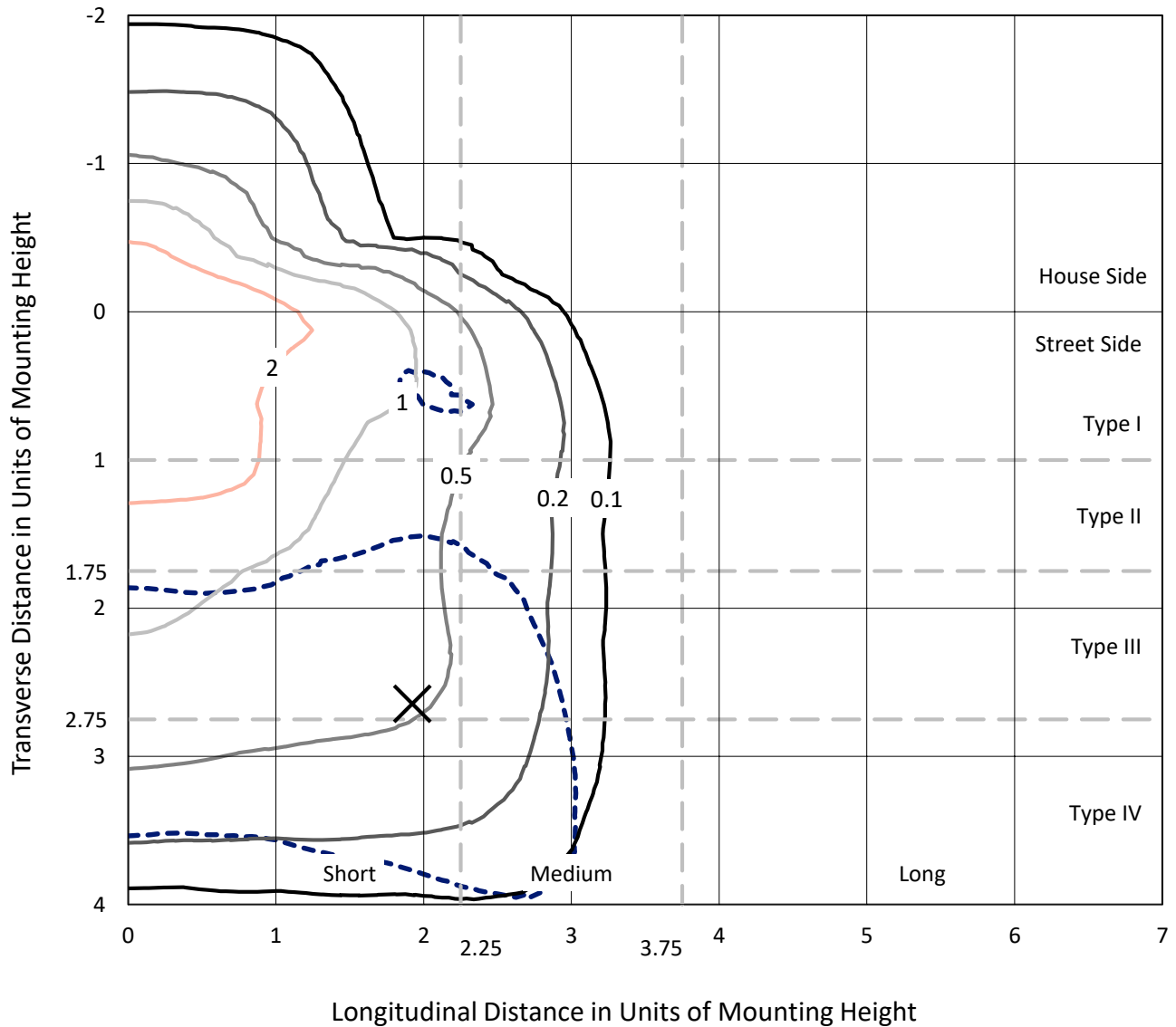
Input Watts (W): 36.79
Input Voltage (V): 120
Input Current (Ain): NR
Voltage Rise (V): NR
Power Factor: NR
Total Harmonic Distortion (THDi): NR
Frequency (hertz): 60
Stabilization Time: NR
Operation Time: NR
Ambient Temperature (°C): NR
Test Distance: 25 FT



REPORT NUMBER: P226505
 CATALOG NUMBER: ISW-AF-350-LED-E1-T4FT-ULG

Iso-Footcandle Lines of Horizontal Illumination

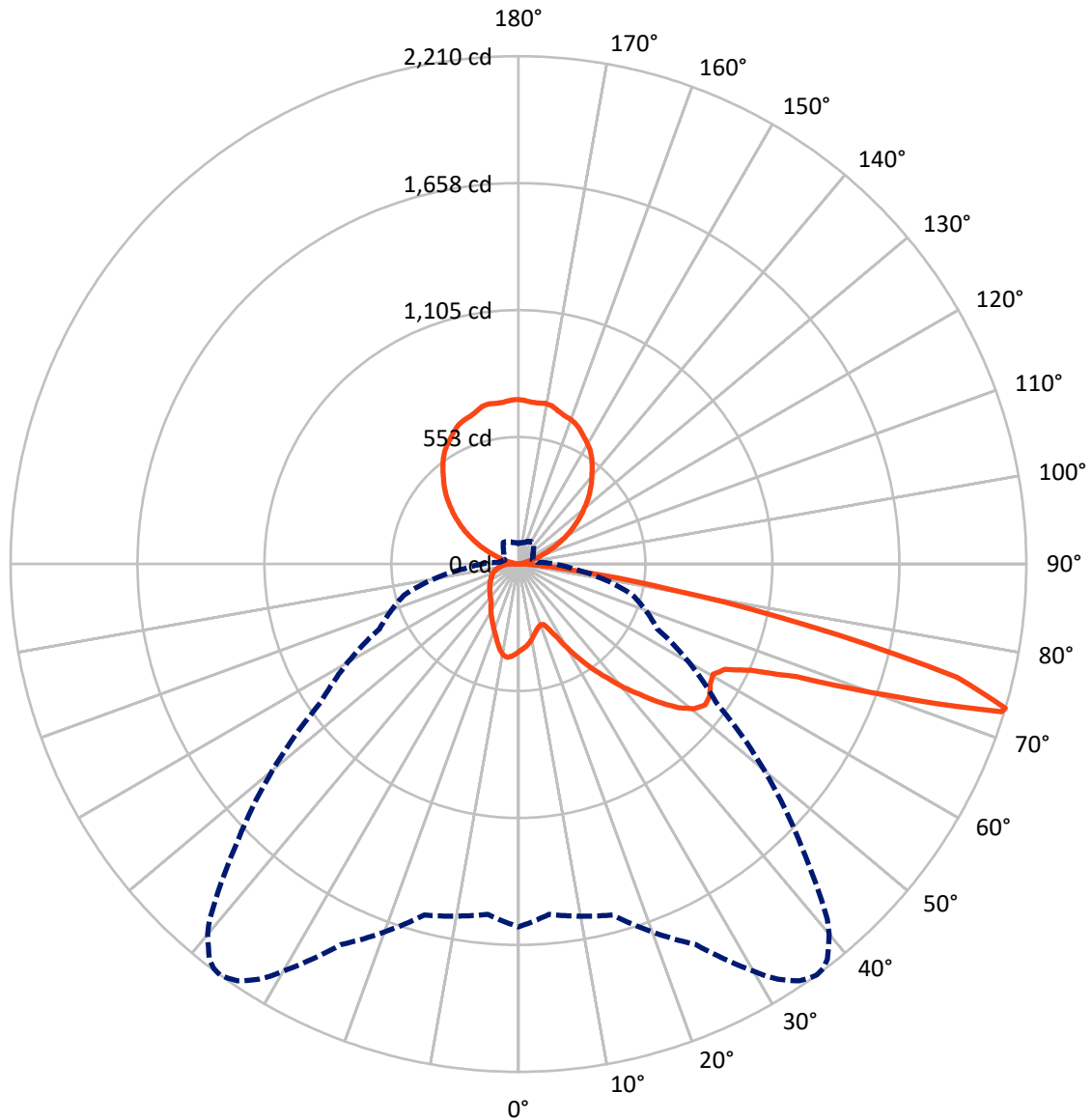
× Max cd
 - - - 1/2 Max cd



Based on 10 foot mounting height. Maximum calculated value = 4 fc
 Type IV - Short - Non-Cutoff

REPORT NUMBER: P226505
CATALOG NUMBER: ISW-AF-350-LED-E1-T4FT-ULG

Luminous Intensity Polar Plot



— Vertical Plane Through 36-Deg Lateral - - - Horizontal Cone Through 73-Deg Vertical

REPORT NUMBER: P226505

CATALOG NUMBER: ISW-AF-350-LED-E1-T4FT-ULG

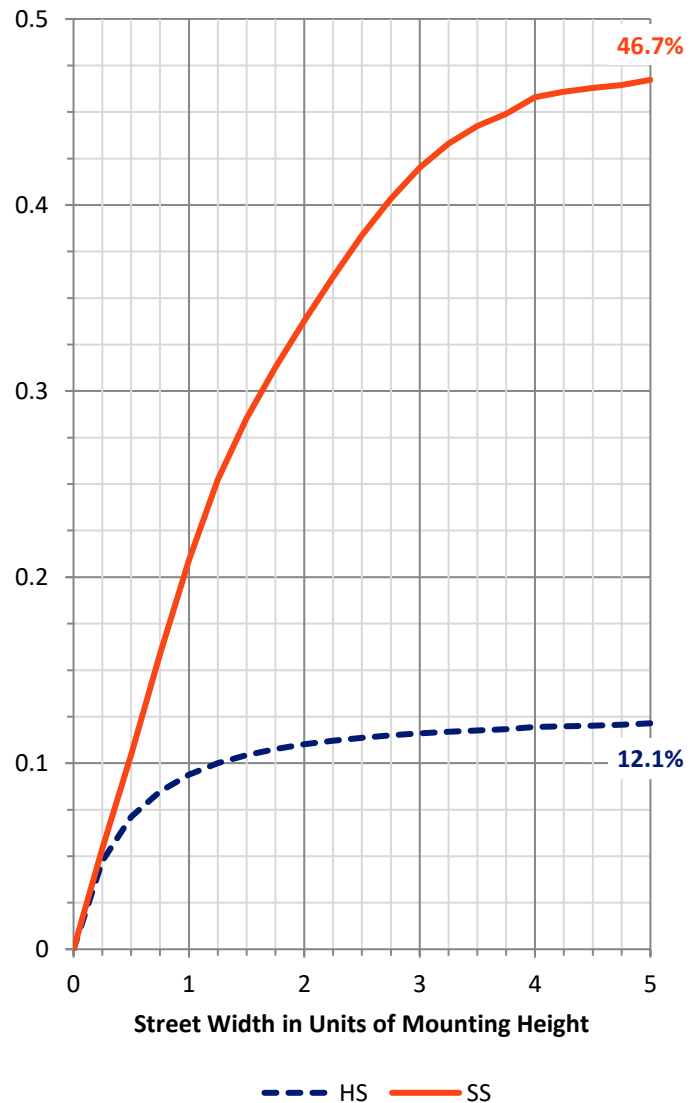
FLUX DISTRIBUTION:

		Downward	Upward	Total
House Side	Lumens	546.5	888.1	1434.6
	% Fixture	12.5	20.3	32.9
Street Side	Lumens	2043.1	887.7	2930.8
	% Fixture	46.8	20.3	67.1
Total	Lumens	2589.6	1775.8	4365.3
	% Fixture	59.3	40.7	100.0

Coefficient of Utilization

ZONAL LUMENS:

Zone	Lumens	% Fixture
0°-10°	35.8	0.8
10°-20°	94.9	2.2
20°-30°	155.4	3.6
30°-40°	257.6	5.9
40°-50°	378.5	8.7
50°-60°	477.3	10.9
60°-70°	625.0	14.3
70°-80°	505.9	11.6
80°-90°	59.2	1.4
90°-100°	10.3	0.2
100°-110°	58.7	1.3
110°-120°	169.9	3.9
120°-130°	279.4	6.4
130°-140°	344.6	7.9
140°-150°	352.5	8.1
150°-160°	297.0	6.8
160°-170°	195.5	4.5
170°-180°	67.8	1.6
0°-90°	2589.6	59.3
0°-180°	4365.3	100.0



REPORT NUMBER: P226505

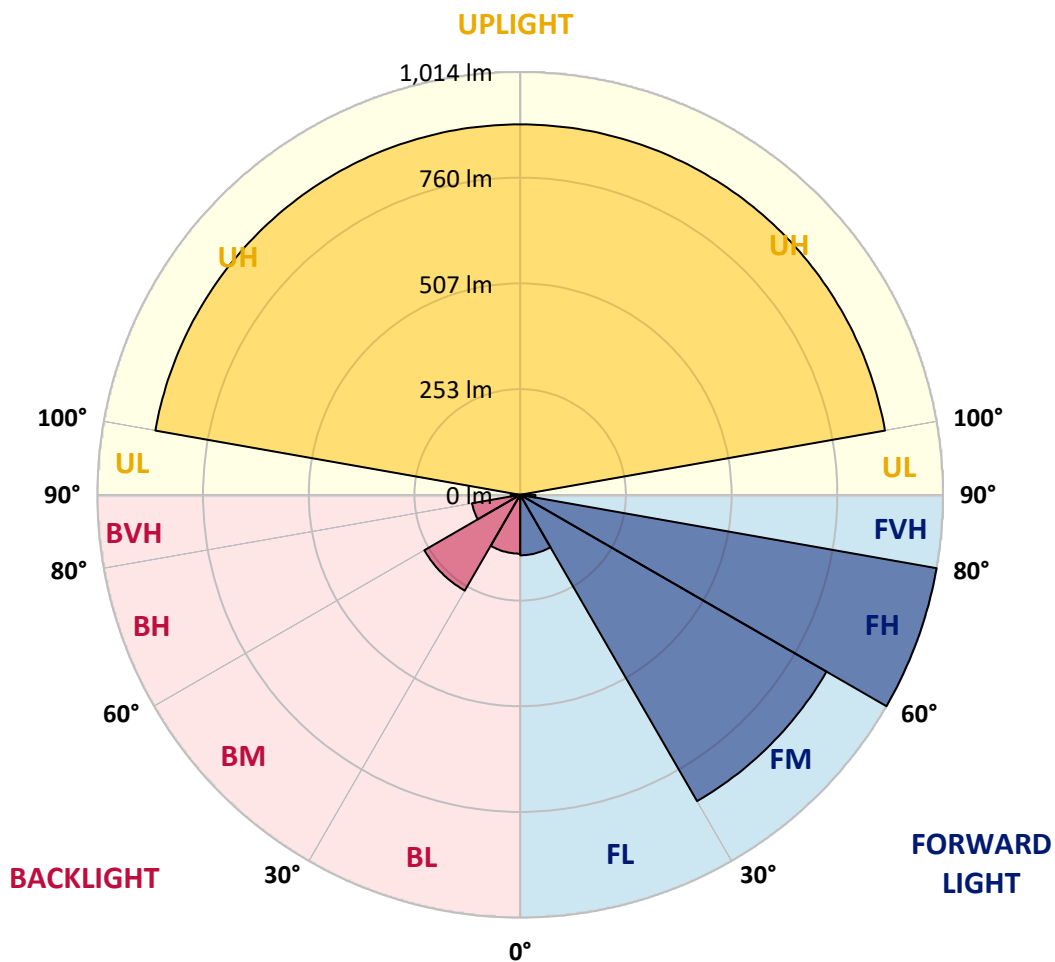
CATALOG NUMBER: ISW-AF-350-LED-E1-T4FT-ULG

LUMINAIRE CLASSIFICATION SYSTEM LUMEN TABLE AND BUG RATING:

Zone	Lumens	% Fixture	Zone Rating/Lumen Limit		
			B	U	G
FL (0°-30°)	144.9	3.3			
FM (30°-60°)	848.0	19.4			
FH (60°-80°)	1013.8	23.2			G1/1800
FVH (80°-90°)	36.4	0.8			G1/100
BL (0°-30°)	141.1	3.2	B1/500		
BM (30°-60°)	265.4	6.1	B1/1000		
BH (60°-80°)	117.2	2.7	B1/500		G1/500
BVH (80°-90°)	22.8	0.5			G1/100
UL (90°-100°)	10.3	0.2		U2/50	
UH (100°-180°)	888.1	20.3		U4/1000	

BUG Rating: B1-U5-G1

Type IV Short





REPORT NUMBER: P226505

CATALOG NUMBER: ISW-AF-350-LED-E1-T4FT-ULG

CANDELA DISTRIBUTION (FULL):

	0°	5°	15°	25°	30°	31°	32°	33°	34°	35°	36°
0°	380.2	380.2	380.2	380.2	380.2	380.2	380.2	380.2	380.2	380.2	380.2
2.5°	366.5	367.3	368.1	368.1	368.1	369.2	368.8	368.8	369.2	369.5	369.5
5°	352.8	353.2	355.4	356.2	358.3	358.0	358.0	358.0	359.5	358.3	359.2
7.5°	337.3	338.0	340.2	342.8	344.6	345.0	344.6	343.9	345.8	346.5	345.8
10°	318.6	319.1	322.0	324.3	327.2	326.8	328.0	328.0	328.7	328.4	329.8
12.5°	309.4	308.6	307.2	308.3	309.0	309.0	309.0	310.2	309.7	310.6	311.6
15°	308.3	306.5	299.0	296.5	295.7	295.7	295.3	294.9	296.0	297.2	297.2
17.5°	313.5	309.7	295.3	287.9	286.4	285.7	286.0	285.3	285.3	286.7	286.4
20°	338.7	332.0	303.1	286.7	282.3	282.3	281.9	280.8	280.8	281.2	281.2
22.5°	402.9	394.3	343.9	310.2	294.6	294.2	293.1	292.0	289.0	288.3	286.7
25°	492.3	482.3	395.9	359.5	337.6	336.9	331.3	330.5	323.6	323.9	319.1
27.5°	561.7	555.1	465.2	417.0	396.2	391.8	389.1	382.5	376.5	371.7	365.8
30°	585.4	584.3	535.3	496.4	465.2	460.0	453.0	450.0	441.5	434.9	430.8
32.5°	622.9	624.0	603.6	560.6	533.5	528.4	522.4	515.4	509.4	504.9	495.3
35°	676.4	676.7	662.6	630.3	599.1	592.1	588.8	580.6	575.1	569.5	564.7
37.5°	713.4	715.2	705.3	680.5	661.8	651.8	651.5	645.6	639.2	634.4	629.9
40°	784.7	774.7	741.6	725.7	710.4	709.3	706.0	702.7	704.2	701.5	706.3
42.5°	856.6	844.0	798.0	775.4	766.1	767.9	766.9	767.2	771.7	770.6	775.8
45°	918.2	903.8	860.0	833.3	840.7	842.9	849.3	852.9	851.1	857.7	857.7
47.5°	979.8	946.0	894.2	906.3	911.6	928.6	933.0	931.9	938.3	941.2	933.0
50°	936.4	927.5	923.4	960.9	984.3	989.8	996.1	999.5	1002.5	998.4	990.2
52.5°	844.8	844.0	901.5	993.2	1012.8	1020.3	1026.2	1028.8	1027.7	1025.4	1018.8
55°	814.0	808.0	857.7	959.7	989.8	996.9	1005.5	1010.6	1015.8	1015.1	1009.9
57.5°	855.9	851.1	851.4	930.5	959.7	966.1	971.7	977.6	979.1	983.9	984.3
60°	977.6	971.3	920.5	929.4	959.0	966.1	966.8	970.2	970.6	973.1	973.5
62.5°	1153.1	1141.6	1064.1	997.3	1007.6	1011.0	1013.5	1012.8	1011.4	1009.4	1009.4
65°	1345.3	1334.5	1234.7	1156.8	1126.8	1134.9	1121.9	1119.3	1116.3	1116.3	1113.0
67.5°	1573.8	1553.4	1476.2	1388.7	1345.3	1349.4	1355.3	1332.6	1324.5	1325.2	1307.7
70°	1806.7	1785.3	1751.5	1750.4	1772.3	1762.6	1735.1	1771.5	1728.5	1718.1	1714.4
72.5°	1678.0	1652.5	1659.5	1869.1	2065.7	2097.7	2128.0	2156.3	2181.4	2196.7	2198.9
73°	1579.3	1530.7	1581.2	1827.5	2045.7	2092.9	2130.7	2160.7	2187.8	2201.5	2210.1
75°	788.8	791.4	1039.9	1507.7	1787.8	1828.3	1887.2	1920.3	1969.3	1994.5	1972.2
77.5°	182.9	189.6	315.0	715.7	1071.8	1129.7	1176.8	1225.1	1281.9	1302.9	1284.4
80°	64.5	67.5	110.9	271.9	447.4	479.4	519.8	572.9	625.5	638.5	671.2
82.5°	34.2	37.4	58.6	117.9	191.1	208.9	219.2	241.1	259.7	270.9	276.8
85°	19.6	20.0	33.3	65.3	87.6	94.6	101.3	106.5	112.4	108.3	108.3
87.5°	7.8	8.5	17.1	30.8	42.2	47.2	47.2	47.2	46.7	41.2	37.4
90°	6.6	7.4	10.5	14.5	13.7	13.7	13.4	12.7	12.3	12.7	10.6
92.5°	4.1	4.1	5.1	6.1	6.1	6.1	6.1	6.1	6.1	6.1	6.1
95°	5.1	5.1	6.1	7.2	7.2	7.2	7.2	7.2	7.2	7.2	7.2
97.5°	7.2	7.2	8.2	8.2	8.7	8.8	8.9	9.0	9.1	9.2	9.2
100°	8.2	8.2	9.2	10.2	11.3	11.5	11.7	11.9	12.1	12.3	13.2
102.5°	11.3	11.3	13.3	18.4	23.0	23.9	24.9	25.8	26.7	27.6	28.9
105°	21.5	22.5	27.6	36.8	43.0	44.2	45.4	46.6	47.9	49.1	50.6
107.5°	41.9	43.0	50.1	59.3	67.0	68.5	70.1	71.6	73.1	74.7	76.2



REPORT NUMBER: P226505

CATALOG NUMBER: ISW-AF-350-LED-E1-T4FT-ULG

CANDELA DISTRIBUTION (continued):

	0°	5°	15°	25°	30°	31°	32°	33°	34°	35°	36°
110°	67.5	69.6	75.7	89.0	96.7	98.2	99.7	101.3	102.8	104.3	105.6
112.5°	101.3	101.3	108.4	123.8	130.4	131.8	133.1	134.4	135.7	137.1	138.0
115°	143.2	142.2	150.4	162.6	167.3	168.2	169.1	170.0	170.9	171.9	172.5
117.5°	188.2	188.2	193.3	201.5	204.1	204.6	205.1	205.6	206.1	206.6	206.9
120°	230.2	228.1	231.2	238.3	240.4	240.8	241.2	241.6	242.0	242.4	243.1
122.5°	269.0	266.0	267.0	273.1	275.2	275.6	276.0	276.4	276.8	277.2	277.8
125°	304.8	300.7	302.8	305.9	308.9	309.5	310.2	310.8	311.4	312.0	312.5
127.5°	337.6	336.6	336.6	340.6	343.7	344.3	344.9	345.6	346.2	346.8	346.9
130°	371.3	369.3	370.3	374.4	376.4	376.9	377.3	377.7	378.1	378.5	378.7
132.5°	405.1	403.0	402.0	410.2	411.7	412.0	412.4	412.7	413.0	413.3	413.4
135°	438.8	435.8	435.8	441.9	443.4	443.8	444.1	444.4	444.7	445.0	445.2
137.5°	470.6	467.5	469.5	470.6	472.6	473.0	473.4	473.8	474.2	474.6	475.1
140°	499.2	496.1	498.2	500.2	501.2	501.5	501.7	501.9	502.1	502.3	502.9
142.5°	529.9	526.8	528.9	529.9	531.4	531.7	532.0	532.3	532.7	533.0	533.4
145°	562.6	558.5	556.5	559.6	561.1	561.4	561.7	562.0	562.3	562.6	562.7
147.5°	588.2	585.1	584.1	587.2	587.2	587.2	587.2	587.2	587.2	587.2	587.3
150°	608.7	605.6	606.6	606.6	606.6	606.6	606.6	606.6	606.6	606.6	606.6
152.5°	625.0	622.0	622.0	623.0	623.5	623.6	623.7	623.8	623.9	624.0	624.0
155°	643.4	639.3	639.3	641.4	642.9	643.2	643.5	643.8	644.2	644.5	644.3
157.5°	660.8	657.8	657.8	658.8	659.8	660.0	660.2	660.4	660.6	660.8	660.7
160°	678.2	675.1	674.1	671.1	670.5	670.4	670.3	670.2	670.1	670.0	670.0
162.5°	688.4	684.4	684.4	680.3	678.2	677.8	677.4	677.0	676.6	676.2	676.4
165°	696.6	693.6	691.5	691.5	690.0	689.7	689.4	689.1	688.8	688.4	688.4
167.5°	705.8	702.8	699.7	701.7	702.8	703.0	703.2	703.4	703.6	703.8	703.5
170°	714.0	711.0	707.9	707.9	708.4	708.5	708.6	708.7	708.8	708.9	708.7
172.5°	715.0	713.0	711.0	708.9	707.4	707.1	706.8	706.4	706.1	705.8	705.8
175°	716.1	714.0	713.0	711.0	708.9	708.5	708.1	707.7	707.3	706.9	706.8
177.5°	723.2	721.2	716.1	715.0	714.0	713.8	713.6	713.4	713.2	713.0	712.8
180°	716.1	716.1	716.1	716.1	716.1	716.1	716.1	716.1	716.1	716.1	716.1



REPORT NUMBER: P226505

CATALOG NUMBER: ISW-AF-350-LED-E1-T4FT-ULG

CANDELA DISTRIBUTION (continued):

	37°	38°	39°	40°	41°	45°	55°	65°	75°	85°	90°
0°	380.2	380.2	380.2	380.2	380.2	380.2	380.2	380.2	380.2	380.2	380.2
2.5°	370.3	370.6	369.9	371.3	370.3	370.3	372.1	375.4	378.1	378.8	381.0
5°	359.9	360.3	360.3	360.6	360.3	361.0	364.3	367.3	372.5	375.1	378.4
7.5°	346.5	347.6	347.3	348.0	348.0	348.7	353.9	358.7	364.0	368.8	372.9
10°	330.5	331.3	332.8	332.0	332.0	334.3	339.8	346.9	353.2	360.3	365.1
12.5°	311.6	313.5	313.1	314.7	315.4	316.8	326.1	333.9	341.7	349.8	356.2
15°	296.8	297.9	298.7	299.0	299.0	302.4	311.6	321.3	331.6	341.4	348.0
17.5°	287.1	287.1	287.9	288.3	289.0	291.2	300.8	311.6	323.6	335.4	342.8
20°	281.6	281.6	281.9	282.3	282.3	284.9	293.8	306.1	319.1	334.3	343.2
22.5°	286.0	284.9	284.6	284.6	283.1	283.1	291.6	304.6	320.9	340.5	352.1
25°	316.5	313.1	307.9	306.8	304.9	296.0	294.9	309.7	329.8	354.4	371.7
27.5°	362.1	358.7	355.4	351.4	348.4	332.0	309.7	323.2	346.9	381.8	403.2
30°	421.9	415.1	410.3	405.9	392.9	375.1	340.5	343.9	373.3	420.0	447.0
32.5°	488.6	481.6	474.1	463.7	460.4	431.5	387.3	378.4	406.6	464.5	492.7
35°	553.2	549.8	544.6	540.5	532.8	508.6	448.2	420.0	445.2	516.8	538.7
37.5°	628.1	621.7	622.2	618.8	614.4	593.9	511.3	470.0	486.7	566.9	580.6
40°	701.9	700.4	702.7	697.1	689.7	662.3	557.6	506.8	530.2	615.1	611.8
42.5°	771.7	772.8	770.2	763.9	755.8	709.7	587.3	538.0	569.1	657.5	636.7
45°	851.4	847.4	836.6	825.5	815.5	750.5	603.2	572.9	606.6	703.1	661.8
47.5°	926.8	910.8	901.5	884.4	864.8	787.7	624.7	609.6	648.1	746.0	686.0
50°	982.0	967.2	951.7	930.9	910.0	819.9	653.4	651.1	695.3	794.3	719.0
52.5°	1007.3	993.6	978.4	957.2	936.4	843.3	691.5	691.5	750.9	858.2	764.7
55°	1003.2	993.2	979.8	960.6	944.6	855.9	730.9	736.1	820.6	927.1	817.3
57.5°	981.6	976.1	968.3	954.9	941.9	865.5	777.2	780.6	914.1	993.6	867.1
60°	974.3	972.0	967.6	959.7	949.8	886.7	826.5	834.0	1018.8	1054.4	895.2
62.5°	1007.3	1002.8	999.5	991.6	982.4	938.7	888.5	890.8	1117.1	1061.8	867.8
65°	1100.0	1091.9	1086.3	1075.9	1065.5	1016.9	967.6	943.5	1165.3	992.5	774.7
67.5°	1294.4	1281.0	1265.1	1245.4	1216.9	1173.1	1045.9	950.8	1121.6	840.7	611.0
70°	1678.8	1649.8	1613.1	1571.2	1560.4	1432.8	1094.9	896.0	932.3	587.3	405.1
72.5°	2195.3	2165.2	2132.5	2098.0	2029.7	1749.2	1073.3	722.7	579.9	302.0	192.9
73°	2203.7	2183.4	2144.0	2103.9	2048.3	1743.7	1050.0	666.4	511.3	237.8	158.0
75°	1976.3	1968.2	1929.6	1852.4	1805.3	1472.8	773.1	386.2	223.7	146.9	102.8
77.5°	1282.6	1273.7	1251.8	1244.3	1157.6	954.9	346.2	150.3	121.7	97.6	72.7
80°	683.4	641.8	634.4	604.8	541.2	367.6	118.4	92.0	80.9	65.3	50.8
82.5°	277.1	259.3	252.7	228.9	215.2	110.2	59.3	63.8	54.2	38.6	31.2
85°	102.0	93.9	91.7	74.6	65.7	32.6	36.3	44.9	33.8	21.5	15.5
87.5°	35.3	30.4	26.4	20.4	18.9	13.4	20.0	24.4	21.5	13.0	7.5
90°	10.5	10.1	9.6	9.2	9.4	8.7	9.4	12.6	12.9	9.4	8.7
92.5°	6.1	6.1	6.1	6.1	6.1	6.1	7.2	7.2	6.1	6.1	6.1
95°	7.2	7.2	7.2	7.2	7.2	7.2	7.2	8.2	7.2	7.2	7.2
97.5°	9.2	9.2	9.2	9.2	9.2	9.2	12.3	10.2	9.2	8.2	8.2
100°	14.1	15.0	16.0	16.9	17.8	21.5	29.7	26.6	23.5	19.4	19.4
102.5°	30.3	31.6	32.9	34.3	35.6	40.9	51.1	48.1	43.0	39.9	38.9
105°	52.2	53.7	55.2	56.8	58.3	64.4	73.7	71.6	66.5	62.4	62.4
107.5°	77.7	79.3	80.8	82.3	83.9	90.0	97.2	96.2	92.1	89.0	88.0



REPORT NUMBER: P226505

CATALOG NUMBER: ISW-AF-350-LED-E1-T4FT-ULG

CANDELA DISTRIBUTION (continued):

	37°	38°	39°	40°	41°	45°	55°	65°	75°	85°	90°
110°	106.8	108.0	109.3	110.5	111.7	116.6	122.8	123.8	121.7	118.7	119.7
112.5°	138.9	139.8	140.8	141.7	142.6	146.3	151.4	153.4	152.4	150.4	150.4
115°	173.1	173.7	174.3	174.9	175.5	178.0	183.1	186.2	183.1	181.1	182.1
117.5°	207.2	207.6	207.9	208.2	208.5	209.7	215.8	219.9	214.8	212.8	213.8
120°	243.7	244.3	244.9	245.5	246.1	248.6	251.6	255.7	250.6	248.6	248.6
122.5°	278.4	279.1	279.7	280.3	280.9	283.4	285.4	289.5	284.4	282.3	283.4
125°	313.0	313.5	314.0	314.6	315.1	317.1	320.2	322.2	317.1	317.1	317.1
127.5°	347.0	347.1	347.2	347.3	347.4	347.8	352.9	353.9	353.9	352.9	355.0
130°	378.9	379.1	379.3	379.5	379.7	380.5	385.7	389.7	389.7	387.7	388.7
132.5°	413.5	413.6	413.7	413.8	413.9	414.3	420.4	425.5	423.5	423.5	424.5
135°	445.4	445.6	445.8	446.0	446.2	447.0	453.2	458.3	457.3	460.3	461.4
137.5°	475.5	475.9	476.3	476.7	477.1	478.7	483.9	485.9	486.9	492.0	493.1
140°	503.5	504.1	504.7	505.3	506.0	508.4	511.5	513.5	515.6	520.7	522.7
142.5°	533.8	534.2	534.6	535.0	535.4	537.0	539.1	545.2	545.2	546.3	548.3
145°	562.8	562.9	563.0	563.1	563.2	563.6	568.8	574.9	573.9	570.8	572.9
147.5°	587.4	587.5	587.6	587.7	587.8	588.2	593.3	598.4	599.4	596.4	598.4
150°	606.6	606.6	606.6	606.6	606.6	606.6	610.7	613.8	616.8	619.9	624.0
152.5°	624.0	624.0	624.0	624.0	624.0	624.0	625.0	628.1	632.2	637.3	642.4
155°	644.0	643.8	643.6	643.4	643.2	642.4	640.4	645.5	650.6	652.6	655.7
157.5°	660.6	660.5	660.4	660.3	660.2	659.8	658.8	662.9	664.9	664.9	670.0
160°	670.0	670.0	670.0	670.0	670.0	670.0	673.1	679.2	676.2	675.1	681.3
162.5°	676.6	676.8	677.0	677.2	677.4	678.2	682.3	686.4	685.4	683.3	689.5
165°	688.4	688.4	688.4	688.4	688.4	688.4	687.4	692.5	695.6	693.6	697.7
167.5°	703.2	702.9	702.6	702.3	701.9	700.7	693.6	699.7	703.8	703.8	709.9
170°	708.5	708.3	708.1	707.9	707.7	706.9	701.7	704.8	709.9	712.0	717.1
172.5°	705.8	705.8	705.8	705.8	705.8	705.8	704.8	707.9	709.9	712.0	717.1
175°	706.7	706.6	706.4	706.3	706.2	705.8	705.8	711.0	712.0	709.9	715.0
177.5°	712.6	712.4	712.2	712.0	711.8	711.0	709.9	715.0	717.1	714.0	718.1
180°	716.1	716.1	716.1	716.1	716.1	716.1	716.1	716.1	716.1	716.1	716.1



REPORT NUMBER: P226505

CATALOG NUMBER: ISW-AF-350-LED-E1-T4FT-ULG

CANDELA DISTRIBUTION (continued):

	95°	105°	115°	125°	135°	145°	155°	165°	175°	180°
0°	380.2	380.2	380.2	380.2	380.2	380.2	380.2	380.2	380.2	380.2
2.5°	381.8	383.2	386.2	388.4	390.3	392.9	393.6	395.2	393.2	395.5
5°	380.2	384.7	390.3	395.5	400.3	404.4	406.2	406.6	407.0	408.5
7.5°	376.5	383.2	392.2	399.2	406.6	409.2	410.3	410.7	408.1	409.2
10°	369.2	379.9	391.1	399.6	403.2	401.4	398.4	393.6	391.4	391.4
12.5°	361.0	374.7	387.7	392.5	389.1	382.2	374.0	365.1	361.7	361.7
15°	354.4	371.7	382.5	379.2	369.5	356.2	345.0	335.7	332.8	331.6
17.5°	350.6	370.3	374.3	364.0	347.6	330.9	319.8	312.0	309.4	309.4
20°	353.5	371.7	365.1	345.8	325.4	310.2	300.5	295.3	292.8	293.8
22.5°	366.2	377.3	356.9	328.0	303.1	290.1	285.7	282.3	281.9	282.7
25°	387.3	384.7	349.8	309.4	282.3	273.0	272.7	271.6	271.2	270.9
27.5°	414.8	394.0	341.4	288.7	261.6	257.1	259.3	258.9	258.6	258.9
30°	451.1	402.1	328.7	266.0	241.9	241.9	245.2	244.1	242.6	243.1
32.5°	484.9	408.1	309.4	240.8	226.3	227.1	228.1	225.2	221.5	222.2
35°	513.8	408.1	283.5	218.2	210.3	210.3	211.1	208.5	205.5	204.4
37.5°	538.0	400.0	250.8	201.1	197.3	197.3	200.3	197.7	192.2	191.1
40°	552.4	382.2	220.8	188.4	191.1	191.4	187.4	182.9	177.7	176.6
42.5°	561.7	356.2	197.0	179.5	187.0	184.0	174.4	167.4	166.9	168.5
45°	569.9	326.8	178.1	170.6	182.5	176.3	163.3	156.5	158.8	160.3
47.5°	578.1	297.6	162.9	160.6	174.4	169.9	156.2	148.7	147.6	149.9
50°	597.3	256.8	145.5	148.7	164.4	162.9	149.9	141.4	134.3	133.9
52.5°	623.3	202.2	130.6	138.4	156.5	158.8	142.8	134.7	125.0	123.6
55°	652.2	155.1	118.4	130.2	149.1	152.8	140.2	128.0	117.6	116.1
57.5°	660.7	122.4	106.9	118.8	139.1	147.3	136.2	120.2	112.4	110.9
60°	631.5	101.7	97.2	109.0	129.1	141.7	129.8	114.3	107.2	106.1
62.5°	542.1	89.8	92.0	102.8	121.7	136.6	125.0	109.9	104.2	103.5
65°	413.7	81.6	87.6	97.6	115.0	131.8	121.7	107.9	103.5	102.8
67.5°	259.7	75.7	83.1	92.0	108.3	126.5	119.1	105.8	102.4	101.3
70°	143.9	69.4	77.1	85.7	101.7	121.7	115.8	102.4	102.0	99.8
72.5°	87.6	62.7	70.9	79.1	94.2	115.8	109.9	98.3	94.6	90.1
73°	83.5	62.0	69.4	77.5	92.4	114.3	108.7	96.9	93.1	88.7
75°	67.5	55.6	63.4	70.5	85.7	108.3	102.4	91.7	85.7	82.3
77.5°	49.7	47.5	54.9	61.6	77.1	100.1	93.5	83.9	76.8	75.0
80°	36.7	39.3	46.3	52.3	67.9	92.0	84.2	75.0	70.5	68.2
82.5°	24.9	30.4	37.1	41.9	60.1	83.1	74.6	65.7	68.6	57.2
85°	14.4	21.2	26.7	32.6	48.2	74.2	65.0	56.1	49.0	44.2
87.5°	9.6	11.9	16.4	22.3	34.9	58.2	51.6	43.8	31.9	31.9
90°	8.3	10.7	11.5	9.7	12.0	33.0	25.3	27.5	8.8	8.5
92.5°	6.1	6.1	7.2	7.2	6.1	6.1	6.1	5.1	4.1	4.1
95°	7.2	7.2	8.2	7.2	7.2	7.2	7.2	6.1	5.1	5.1
97.5°	8.2	9.2	10.2	12.3	9.2	9.2	8.2	8.2	7.2	7.2
100°	19.4	23.5	26.6	29.7	21.5	12.3	10.2	9.2	8.2	8.2
102.5°	39.9	43.0	48.1	51.1	40.9	27.6	18.4	13.3	11.3	11.3
105°	62.4	66.5	71.6	73.7	64.4	49.1	36.8	27.6	22.5	21.5
107.5°	89.0	92.1	96.2	97.2	90.0	74.7	59.3	50.1	43.0	41.9



REPORT NUMBER: P226505

CATALOG NUMBER: ISW-AF-350-LED-E1-T4FT-ULG

CANDELA DISTRIBUTION (continued):

	95°	105°	115°	125°	135°	145°	155°	165°	175°	180°
110°	118.7	121.7	123.8	122.8	116.6	104.3	89.0	75.7	69.6	67.5
112.5°	150.4	152.4	153.4	151.4	146.3	137.1	123.8	108.4	101.3	101.3
115°	181.1	183.1	186.2	183.1	178.0	171.9	162.6	150.4	142.2	143.2
117.5°	212.8	214.8	219.9	215.8	209.7	206.6	201.5	193.3	188.2	188.2
120°	248.6	250.6	255.7	251.6	248.6	242.4	238.3	231.2	228.1	230.2
122.5°	282.3	284.4	289.5	285.4	283.4	277.2	273.1	267.0	266.0	269.0
125°	317.1	317.1	322.2	320.2	317.1	312.0	305.9	302.8	300.7	304.8
127.5°	352.9	353.9	353.9	352.9	347.8	346.8	340.6	336.6	336.6	337.6
130°	387.7	389.7	389.7	385.7	380.5	378.5	374.4	370.3	369.3	371.3
132.5°	423.5	423.5	425.5	420.4	414.3	413.3	410.2	402.0	403.0	405.1
135°	460.3	457.3	458.3	453.2	447.0	445.0	441.9	435.8	435.8	438.8
137.5°	492.0	486.9	485.9	483.9	478.7	474.6	470.6	469.5	467.5	470.6
140°	520.7	515.6	513.5	511.5	508.4	502.3	500.2	498.2	496.1	499.2
142.5°	546.3	545.2	545.2	539.1	537.0	533.0	529.9	528.9	526.8	529.9
145°	570.8	573.9	574.9	568.8	563.6	562.6	559.6	556.5	558.5	562.6
147.5°	596.4	599.4	598.4	593.3	588.2	587.2	587.2	584.1	585.1	588.2
150°	619.9	616.8	613.8	610.7	606.6	606.6	606.6	606.6	605.6	608.7
152.5°	637.3	632.2	628.1	625.0	624.0	624.0	623.0	622.0	622.0	625.0
155°	652.6	650.6	645.5	640.4	642.4	644.5	641.4	639.3	639.3	643.4
157.5°	664.9	664.9	662.9	658.8	659.8	660.8	658.8	657.8	657.8	660.8
160°	675.1	676.2	679.2	673.1	670.0	670.0	671.1	674.1	675.1	678.2
162.5°	683.3	685.4	686.4	682.3	678.2	676.2	680.3	684.4	684.4	688.4
165°	693.6	695.6	692.5	687.4	688.4	688.4	691.5	691.5	693.6	696.6
167.5°	703.8	703.8	699.7	693.6	700.7	703.8	701.7	699.7	702.8	705.8
170°	712.0	709.9	704.8	701.7	706.9	708.9	707.9	707.9	711.0	714.0
172.5°	712.0	709.9	707.9	704.8	705.8	705.8	708.9	711.0	713.0	715.0
175°	709.9	712.0	711.0	705.8	705.8	706.9	711.0	713.0	714.0	716.1
177.5°	714.0	717.1	715.0	709.9	711.0	713.0	715.0	716.1	721.2	723.2
180°	716.1	716.1	716.1	716.1	716.1	716.1	716.1	716.1	716.1	716.1

(END OF REPORT)